



Patuxent River Flies



Greg Cwalina
gcwas@comcast.net
Also on Facebook



Beetle

Materials




Foam indicator

Peacock herl

Foam strips for bodies


Legs (Silly Legs)

Prepare Hook



Pinch down barb and mount hook in vise

Prepare Hook



Tie in thread and wrap to hook bend

Prepare Foam



Trim foam to a tapered point

Tie Body




Tie foam point to hook, dab of glue to secure

Tie Body



Tie in peacock herl – 2 or 3 strands

Tie Body



- Twist herl and wrap forward
Leave room to tie foam

Tie Body



Fold foam over top, secure with 3 or 4 wraps

Tie Body




Cut foam just above hook eye

Tie Legs




Tie in legs, trim to length

Tie Legs



Legs in, ready to trim

Finish Body



Trim foam at head of fly

Finish Body



Tie in foam indicator

Finish Body



Trim indicator, glue